


















































































































































































































Supports

Silica Gel	Cellulose
Silicic Acid	Paper
Glass Fiber	Al ₂ O ₃
RP-18	

( from SPC method)
( non-validated methods)

Radiopharmaceutical (Tc-99m)	Commercial	SPC CH	SPC Int	Chromatogram exemples from SPC methods																													
				iTLC-SG (Agilent)	iTLC-SA (Agilent)	TLC saturation pads (Sigma-Aldrich)	2040B (Hahnemuehle GE)	Whatman 1 CHR (GE)	Whatman 3MM CHR (GE)	MN260 (Macherey-Nagel GE)	MN 261 (Macherey-Nagel GE)	MN 866 (Macherey-Nagel GE)	2043B (Hahnemuehle GE)	Whatman 17 CHR (GE)	Whatman SG 81 (GE)	TLC SG 60 (Merck GE)	TLC SG 60F254 (Merck GE)	HPTLC SG 60F254 (Merck GE)	Bakerflex SG IB-F	Polygram SIL G/UV254 (Macherey-Nagel GE)	Polygram SIL G (Macherey-Nagel GE)	Whatman GF/B (GE)	TLC cellulose F (Merck GE)	Alugram RP-18/UV (Macherey-Nagel GE)	Bakerflex Al2O3 IB-F								
pertechnetate	TcO4																																
technetium colloid	TcO2																																
albumin macroaggregates	LyoMAA (Mallinckrodt)																																
albumin macroaggregates	MAASOL (GE)																																
albumin nanocolloid	Nanocoll (GE)																																
Mab BW 250/183	Scintimun Granulocyte (CIS bio)																																
bicisate	Neurolite (Lantheus)																																
colloidal rhenium sulphide	Nanocis (Iba)																																
dimercaptosuccinic acid	Technescan DMSA (Mallinckrodt)																																
dimercaptosuccinic acid	Renocis (Iba)																																
diphosphonate	MDP (Rotop)																																
diphosphonate	HDP (Mallinckrodt)																																
diphosphonate	DPD (Teceos)																																

 Centre hospitalier universitaire vaudois				Supports <table border="1" data-bbox="515 319 896 526"> <tr> <td>Silica Gel</td> <td>Cellulose</td> </tr> <tr> <td>Silicic Acid</td> <td>Paper</td> </tr> <tr> <td>Glass Fiber</td> <td>Al₂O₃</td> </tr> <tr> <td colspan="2">RP-18</td> </tr> </table> ( from SPC method) ( non-validated methods)																Silica Gel	Cellulose	Silicic Acid	Paper	Glass Fiber	Al ₂ O ₃	RP-18		<i>Chromatogram exemples from SPC methods</i>															
		Silica Gel	Cellulose																																								
Silicic Acid	Paper																																										
Glass Fiber	Al ₂ O ₃																																										
RP-18																																											
Radiopharmaceutical (Tc-99m)	Commercial	SPC CH	SPC Int	iTLC-SG (Agilent)	iTLC-SA (Agilent)	TLC saturation pads (Sigma-Aldrich)	2040B (Hahnemuehle GE)	Whatman 1 CHR (GE)	Whatman 3MM CHR (GE)	MN260 (Macherey-Nagel GE)	MN 261 (Macherey-Nagel GE)	MN 866 (Macherey-Nagel GE)	2043B (Hahnemuehle GE)	Whatman 17 CHR (GE)	Whatman SG 81 (GE)	TLC SG 60 (Merck GE)	TLC SG 60F254 (Merck GE)	HPTLC SG 60F254 (Merck GE)	Bakerflex SG IB-F	Polygram SIL G/UV254 (Macherey-Nagel GE)	Polygram SIL G (Macherey-Nagel GE)	Whatman GF/B (GE)	TLC cellulose F (Merck GE)	Alugram RP-18/UV (Macherey-Nagel GE)	Bakerflex AI203 IB-F																		
exametazime	Ceretec (GE)																																										
exametazime (Co stabilized)	Ceretec (Co stabilized) (GE)																																										
human serum albumin	Vasculocis (CIS bio)																																										
mebrofenin	Bridatec (GE)																																										
mercaptoacetyltriglycine	Technescan MAG-3 (Mallinckrodt)																																										
mercaptoacetyltriglycine	MAG-3 (Rotop)																																										
pentetate	Technescan DTPA (Mallinckrodt)																																										
pyrophosphate	Technescan PYP (Mallinckrodt)																																										
sestamibi	Cardiolite (Lantheus)																																										
sestamibi	Sestamibi (Mallinckrodt)																																										
sestamibi	Stamicis (Cis-bio)																																										
tetrofosmin	Myoview (GE)	